

VSJ Half-Pipe Mounting Bands

DATASHEET

for Submersible Sensors

Features

Use optional VSJ stainless steel Half-Pipe Mounting Bands for easy sensor installation in large round pipes.

Includes

- Stainless steel band
- Band adjustment jack
- End brackets (2)
- Stainless steel bracket for sensor mounting
- Pre-drilled for tie wraps (included) to secure sensor cable

Code Band Size

VSJ32-40 800 mm to 1,000 mm (32 in to 40 in) ID pipes

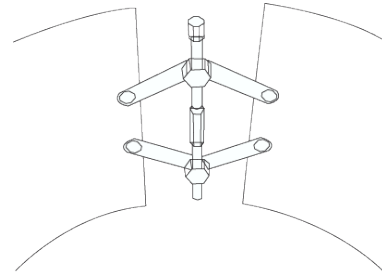
VSJ42-54 1,100 mm to 1,375 mm (42 in to 54 in) ID pipes

VSJ56-72 1,400 mm to 1,800 mm (56 in to 72 in) ID pipes

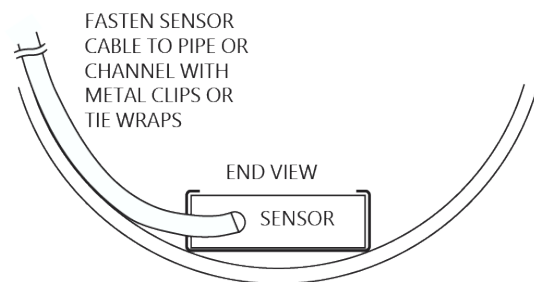
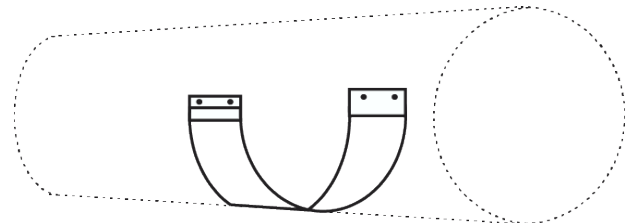
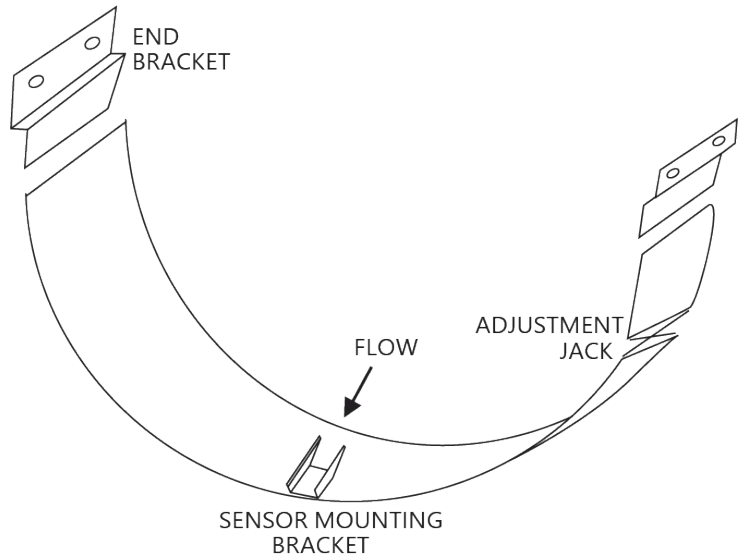
Mounting Instructions

- Install the stainless steel half-pipe band with the sensor mounting bracket at the invert (bottom) center of the pipe.
- Turn the (0.25in) hex nut of the band jack counter-clockwise to minimize the band length and then mount the two end brackets on the pipe wall. Install the pipe band and expand the adjustment jack to secure the band.
- Ensure that the sensor bracket is parallel to the water surface (check with a level). Mount so the tapered end of the sensor will point upstream and the sensor cable will point downstream. Turn the (0.25in) hex nut clockwise to expand the bracket and secure to the pipe wall by friction fit.
- Insert the sensor into the mounting bracket and clip or tie wrap the sensor cable securely to the stainless steel pipe band.

Band Adjustment Jack



VSJ Half-pipe Mounting Band



INFO@PULSARMEASUREMENT.COM

Pulsar Measurement is a trading name of Pulsar Process Measurement, Ltd.

Copyright © 2021 Pulsar Measurement
Registered Address: 1 Chamberlain Square CS, Birmingham B3 3AX
Registered No.: 3345604 England & Wales

Delivering the Measure of Possibility

United States
+1 888-473-9546

Asia
+60 102 591 332

Canada
+1 855-300-9151

Oceania
+61 428 692 274

United Kingdom
+44 (0) 1684 891371

pulsarmeasurement.com

Rev 2.0